

2010 ITCA Annual Meeting





- Welcome/Review of Agenda
- Report from the President
- Treasurer Report
- Committee Reports
 - Data Committee
 - Legislative Committee
 - Finance Committee
 - Leadership Services Committee
- Lunch on Your Own



- Joint Session with 619 Coordinators and ICC Chairs
 - Washington Update
 - Small Group Discussions:
 - ✦ Transition FAQ
 - ✦ Early Childhood Initiatives
- Break
- State Issues and Challenges – Preparation for meeting with OSEP



- 2010 Members:
 - 43 paid memberships
 - 4 pending memberships
- Committee/Survey Participation
 - 28 states have representatives on ITCA Committees
 - 53 states and territories have completed at least one survey
 - ✦ 12 states completed every survey
 - Reports of the Committees will follow
- Topical Calls
 - C1 call for members
 - Other topical calls



- **Products**
 - Medicaid EPSDT Paper
 - State Challenges Report
 - Maintenance of Effort and Part C
- **Partnership Activities:**
 - EIFA
 - NCHAM
 - 619 Coordinators/TACSEI
 - CDC
 - CCD Consortium for Citizens with Disabilities
 - The Child Care and Early Learning Coalition
 - NASDSE
 - DAC
 - AUCD
- **Signatory to National Children's Mental Health Awareness Day**



- Participation in Broad Early Childhood Community Efforts
 - Comments to the Early Learning Listening Tour
 - Work on Early Learning Challenge Grant
 - Joint work on Appropriations
 - Call-in day
- Crisis Facing State Part C Systems
- Finance Study
- Zero to Three Issue focused on Part C
- ITCA met with Jacqueline Jones (Dept of ED) and Joan Lombardi (HHS) and with Alexa Posny, Asst Secretary



- Major Discussions to Occur Today
 - Maintenance of Effort
 - Allocation Methodology
- Continuing Discussions with Hill Staff, Departments and Organizations
- Association staff serving as a Information Clearinghouse, Resources Coordination
- Standardizing Association Guidelines and policies



- Issue assigned to appropriate committee
 - Examples:
 - ✦ Appropriations
 - ✦ Regulations
 - ✦ Funding Formula
 - ✦ MOE
- Committee gathers relevant information, discusses all options and makes a recommendation to the Board
- Board gathers input from members
- Board takes a position based on what is in the best interest of the system as a whole.

Treasurer's Report



IDEA
INFANT & TODDLER
COORDINATORS ASSOCIATION
IDEAINFANTTODDLER.ORG



Income	Expenses
2010 Membership - \$84,850.00	2010 - \$44,610.66
Interest - \$62.26	
Meeting revenue - \$1,075.00	
Total Income - \$85,987.26	

Cash on Hand as of July 15, 2010	
Savings:	\$64,426.77
Checking:	\$ 8,564.90
Total:	\$ 72,991.67

Treasurer's Report

Category	Budget	Actual	Percent of Budget
Annual Meeting	\$9,000.00	0.00	0%
Summer Board Meeting	\$3,000.00	0.00	0%
Staff Support	\$2,000.00	0.00	0%
Administrative Support	\$46,800.00	\$23,400.00	50%
Governmental Liaison	\$37,080.00	\$18,540.00	50%
Travel	\$4000.00	0.00	0%
Web Maintenance	\$500.00	\$225.00	45%
Web Server	\$1,200.00	\$600.00	50%
Publications	\$500.00	0.00	0%
Office Supplies	\$400.00	\$25.66	6.4%
Directors and Officers Insurance	\$1,400.00	\$1,345.00	96.1%
Association Membership Fees	\$500.00	\$475.00	95%
Committee Activities	\$5,000.00	0.00	0%
Other	\$500.00	0.00	0%
Total	\$111,880.00	\$44,610.00	39.9%

Committee Reports




IDEA
INFANT & TODDLER

COORDINATORS ASSOCIATION
IDEAINFANTTODDLER.ORG



- Representatives from 16 states participate on this committee
- Charged by the Board for Action in 2010:
 - Transition FAQ
 - ✦ Impact on APR compliance indicators
 - SPP/APR: Compliance Indicators vs. Quality Indicators
 - Establish Classification Criteria for Eligibility Categories
 - Survey Review





- Data Conference Presentation
 - TA Needed by States
- Indicator C1 Call
 - 40 individuals registered for call
- Eligibility Categories
 - Confirmation of states' current eligibility criteria



- What percentage of infants and toddlers do Part C systems serve?
 - Rosenberg article
 - Webinars
- Goal: Identify the percentage of infants and toddlers born in 2006 that are seen by the state Part C system at any point during the three years of their potential eligibility.
- Twelve states have responded so far

Birth Cohort Study Sample



State	Dec 2008 Percentage Served	2006 Birth Cohort – Percentage Evaluated	2006 Birth Cohort – Percentage Served
A	6.42%	26.46%	19.46%
B	1.87%	9.00%	6.93%
C	6.03%	12%	9.00%
D	1.99%	7%	5.29%
E	2.18%	10.98%	7.06%
F	4.25%	19%	13%



- Representatives from 14 states participate on this committee.
- Charged by the Board for Action in 2010:
 - Review Transition FAQ to assess:
 - ✦ Exceeding authority in regulations
 - ✦ Implications from draft regulations
 - MOE Issue
 - ✦ Short term
 - ✦ Reauthorization
 - Early Learning Challenge Grant
 - Reauthorization
 - Monitor Legislation
 - Monitor Status of Draft Regulations



Short Term Recommendations



- Allow states to include revenue from private insurance and/or parent fees in the calculation of total effort.
- Allow a state to reduce the state's total effort by the reduction in state Medicaid match made as a result of temporary ARRA increases in the federal Medicaid match.

Short Term Recommendations



- Allow a state to reduce the state's total effort by the reduction in state early intervention funding made as a result of a state's fiscal crisis and the availability of temporary ARRA Part C funds.
- Enact a temporary waiver process for Part C that would be available until the reauthorization of Part C of IDEA.



Add to section 640 “Payor of Last Resort”

- (d) Prohibition against supplantation and conditions for waiver by secretary.--
Except as provided in section XXX, funds paid to a State under this part will be used to supplement the level of Federal, State, and local funds expended for early intervention services provided to infants and toddlers with disabilities under this part and in no case to supplant such Federal, State, and local funds, except that, where the State provides clear and convincing evidence that all eligible children have available to them appropriate early intervention services, the Secretary may waive, in whole or in part, the requirements of this subparagraph if the Secretary concurs with the evidence provided by the State.



- (A) In general.--The State does not reduce the amount of State and local financial support for early intervention services for infants and toddlers with disabilities below the amount of that support for the preceding fiscal year.
- (B) Reduction of funds for failure to maintain support.--The Secretary shall reduce the allocation of funds under section 643 for any fiscal year following the fiscal year in which the State fails to comply with the requirement of subparagraph (A) by the same amount by which the State fails to meet the requirement.



- (C) Waivers for exceptional or uncontrollable circumstances.--The Secretary may waive the requirement of subparagraph (A) for a State, for 1 fiscal year at a time, if the Secretary determines that--
- (i) granting a waiver would be equitable due to exceptional or uncontrollable circumstances such as a natural disaster or a precipitous and unforeseen decline in the financial resources of the State as documented by the state's Governor; or
- (ii) the State meets the standard in Section 640(d) for a waiver of the requirement to supplement, and not to supplant, funds received under this part.



- (D) Subsequent years.--If, for any year, a State fails to meet the requirement of subparagraph (A), including any year for which the State is granted a waiver under subparagraph (C), the financial support required of the State in future years under subparagraph (A) shall be the amount that would have been required in the absence of that failure and not the reduced level of the State's support.


Member Discussion



Leadership Services Committee



- Representatives from 8 states participate on this committee
- Charged by the Board for action in 2010:
 - Mentorship Program
 - New Coordinator Orientation Website
 - TACSEI and CSEFEL Collaboration





- Partnership with:
 - ITCA
 - NECTAC
 - RRC
 - OSEP
- At a Glance Documents
- Videos of major topics presented in the onsite Coordinator Orientation



- Partnership between ITCA and 619 Coordinators supported by TACSEI and CSEFEL
 - Jane Squires, University of Oregon- *Screening and assessment in the social/emotional domain and how they link to program planning and goal development.*
 - Tiffany Birk, Kansas Part C Coordinator - *Cross systems implementation of CSEFEL and Kansas's experience embedding the modules into these different systems.*
 - Deb Perry, Georgetown University- *Overview of the social/emotional domain and risks and impacts to development.*



- Representatives from 15 states participate on this committee
- Charged by the Board for action in 2010:
 - MOE
 - ARRA and Funding Cliff
 - Funding Methodology for Reauthorization
 - Finance Mix for States
- Finance Think Tank



Follow-up from 2009 Fiscal meeting





- Request that OSEP allow ITCA to comment on upcoming fiscal guidance document (e.g. MOE) including the implications of “the state of the states”.
 - Conference call with Ruth and MSIP staff related to MOE
 - MOE short term strategies document
- Ask/discuss redistribution of ARRA \$\$ when states do not spend their full allocation.
 - States have indicated they would spend their funds
- Talk to Ruth about the status of the proposed Part C regs.
 - Ongoing discussion - raised as well at OSERS level



- Examine questions about resources spent on evaluation and follow-up for children not eligible.
 - Starting to track through birth cohort study
 - Phase 1 cost study
- What forum is there similar to the FICC, for discussions among federal programs serving children 0 – 3. Is OSEP part of a study group? A national roundtable?
 - Early Childhood Summit
 - Dept of Education/HHS Study Groups (with OSEP participation)
 - Interagency Workgroups
- Continue to conduct ITCA closed meetings to discuss fiscal situations, special circumstances, etc.
 - Yesterday's meeting

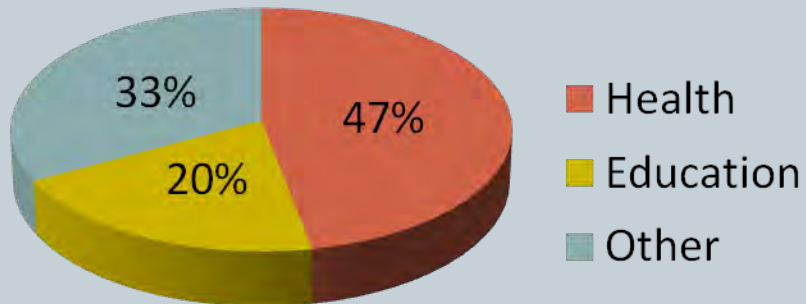


- Ask the finance committee to develop plans for ongoing activities for funding.
 - MOE
 - Finance Study
- Letter requiring attendance at these national meetings; or, use an approach where NECTAC pays for one state Part C representative.
 - Letter requested
- Fiscal Impact of Increase in Child Count as a result of Screening Initiatives and Increase in Autism Diagnosis
 - Collaboration with Centers for Disease Control

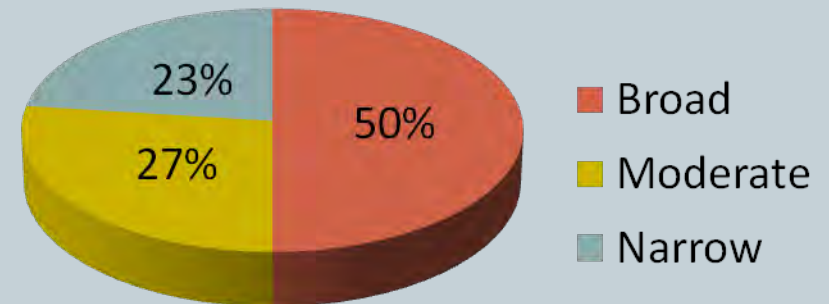
Finance Survey



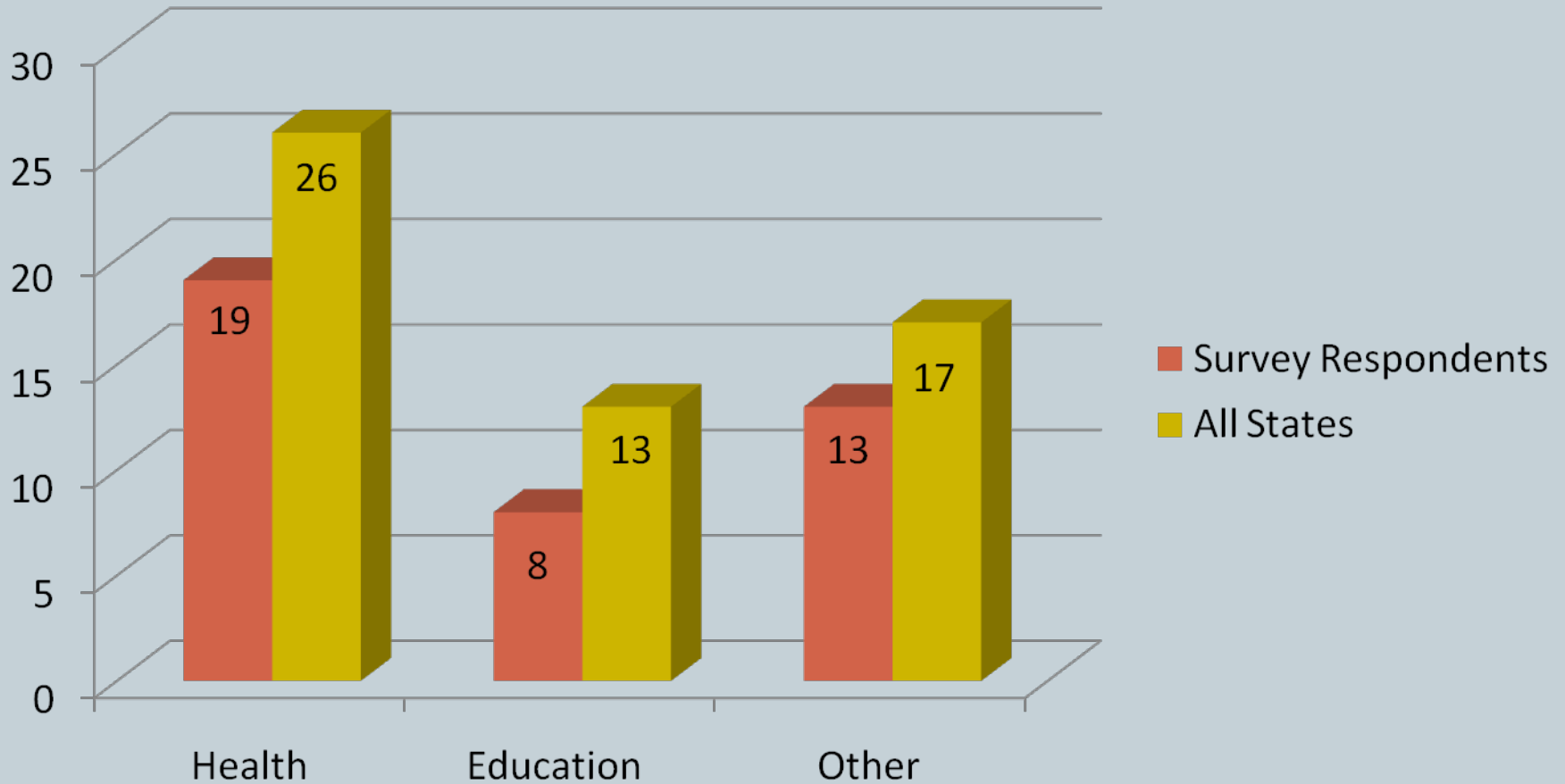
Lead Agency



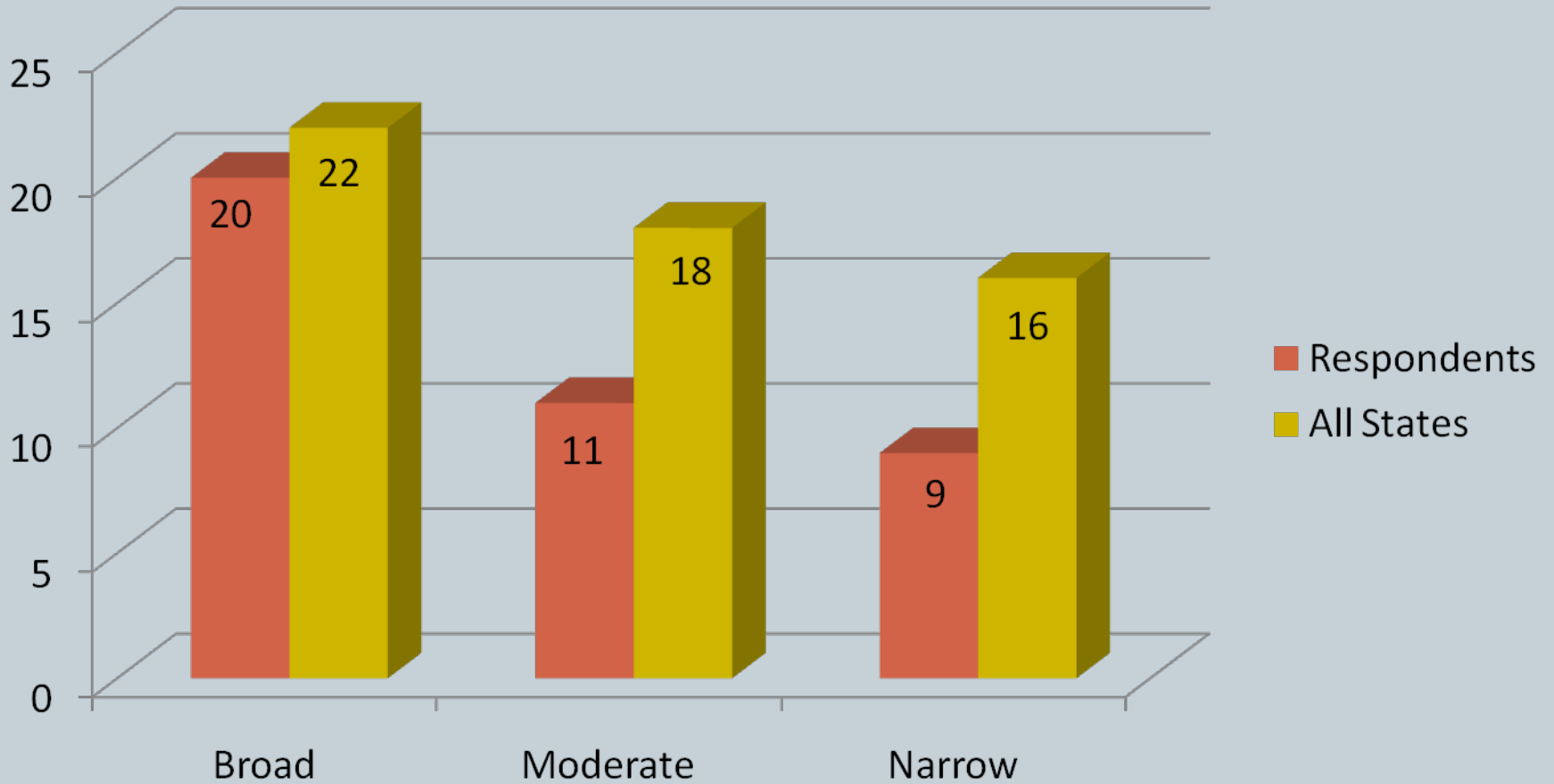
Eligibility



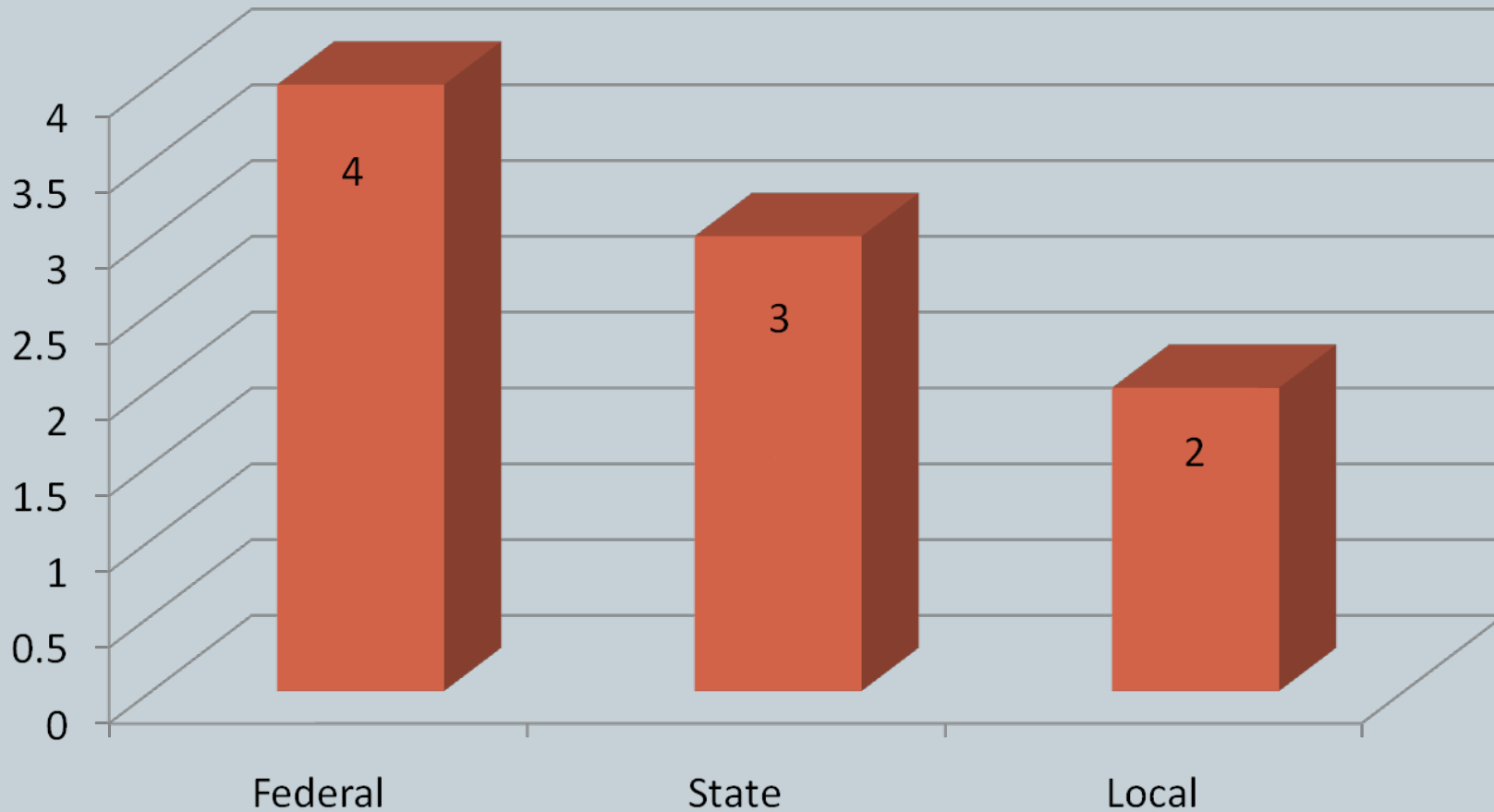
Respondents by Lead Agency



Respondents by Eligibility



Average Number of Fund Sources Utilized

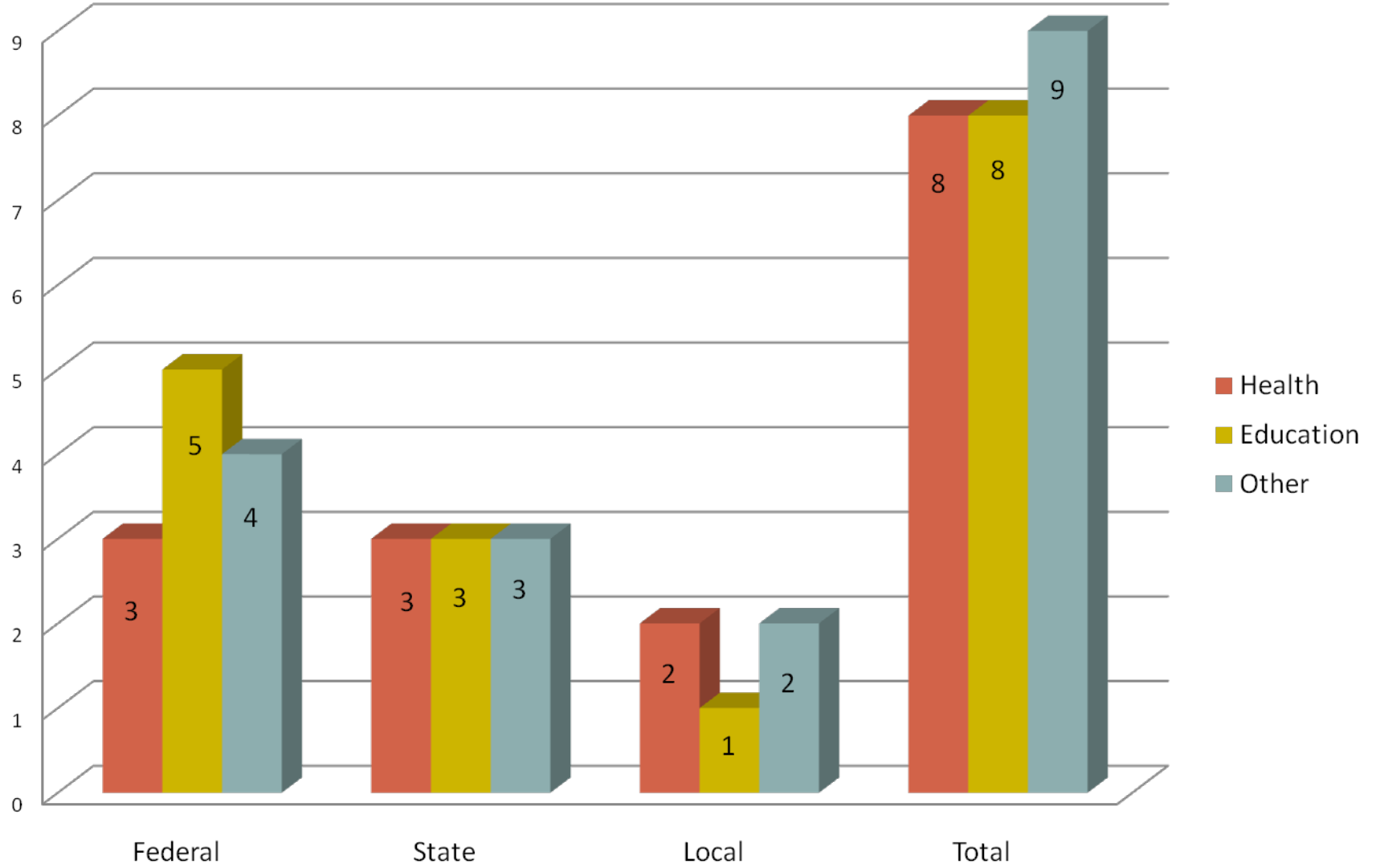


Range of Fund Sources Utilized

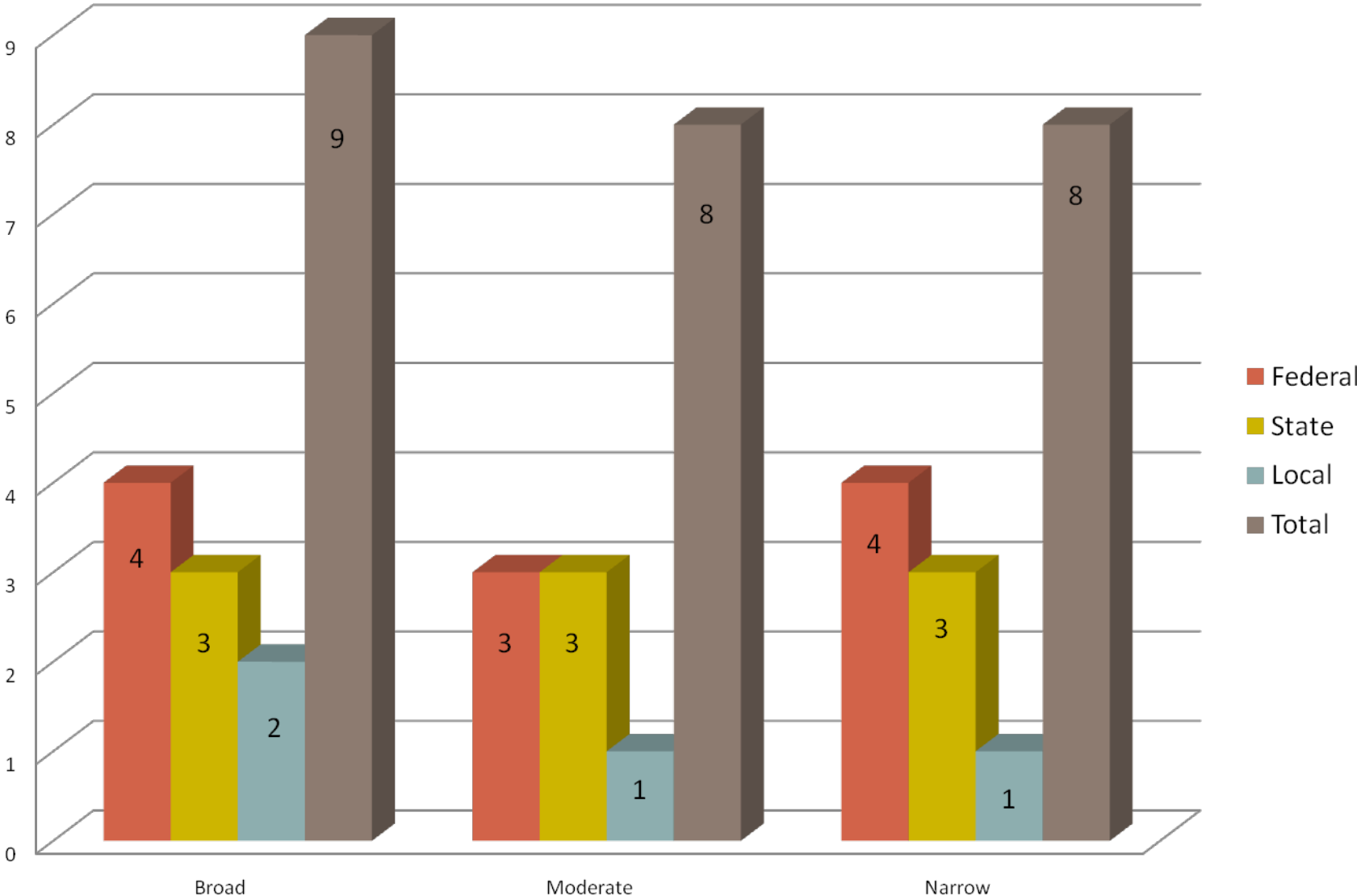


	Lowest Number	Highest Number
Federal	1	11
State	0	9
Local	0	10

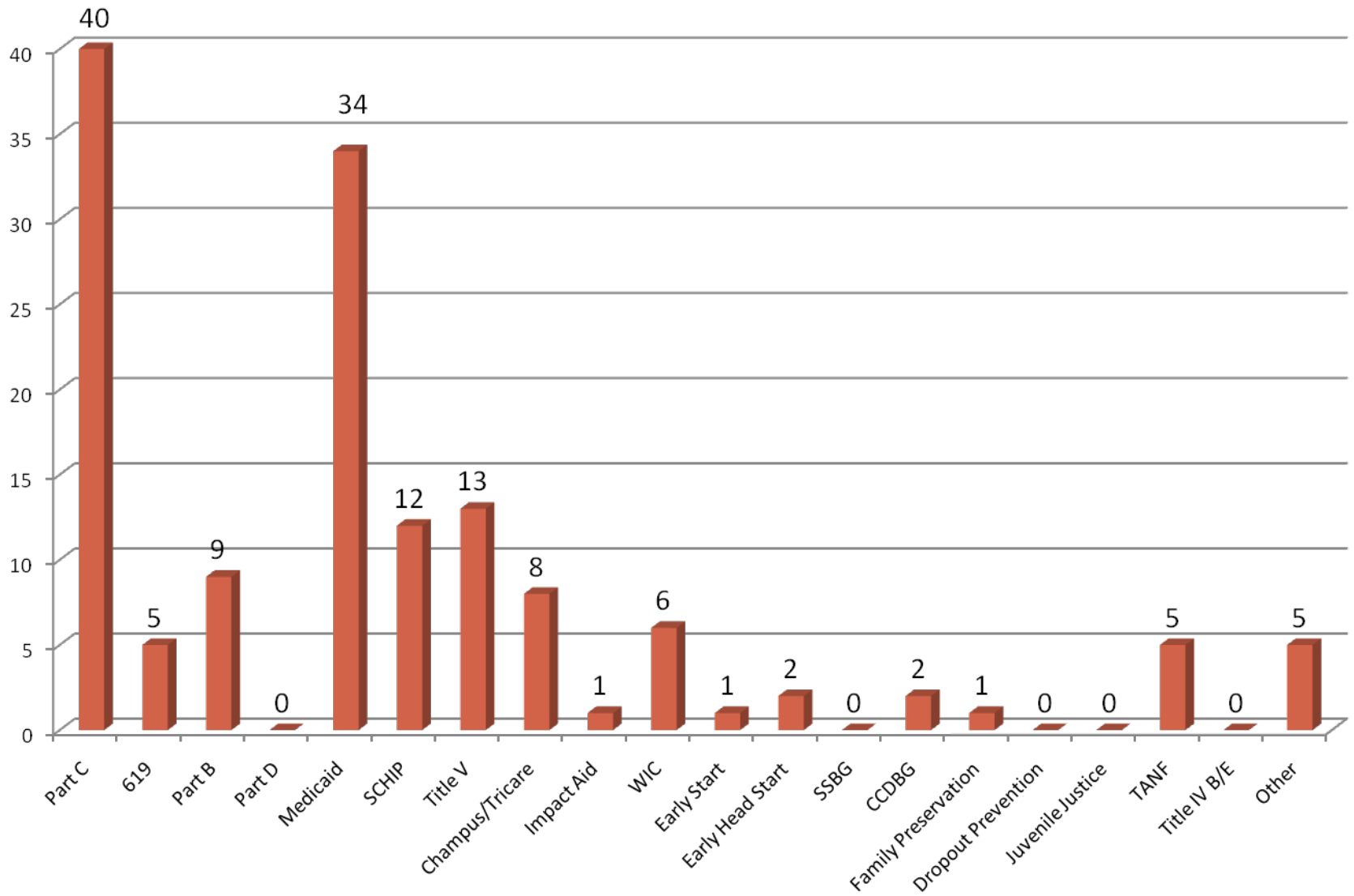
Average Number of Fund Sources by Lead Agency



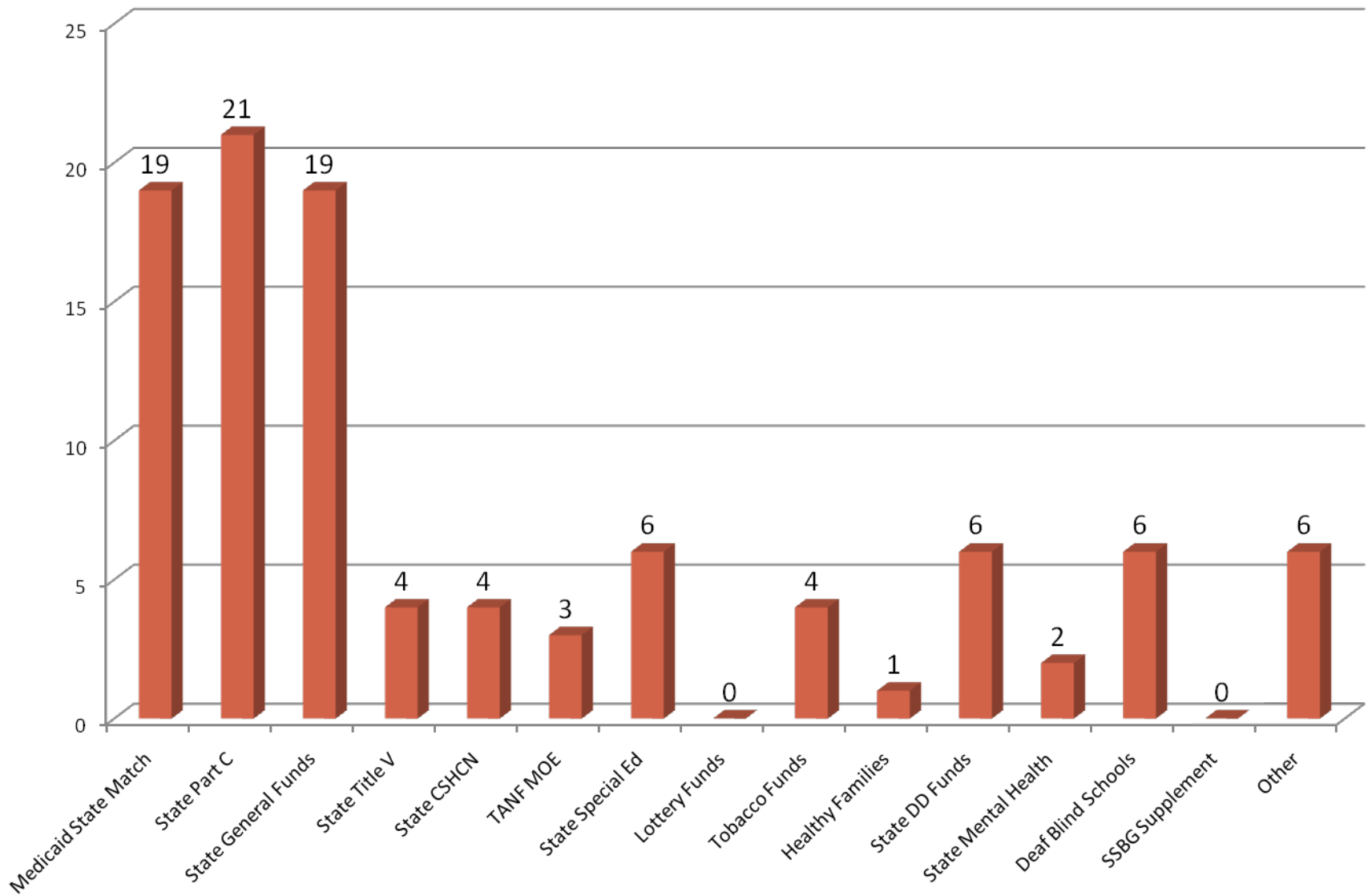
Average Number of Fund Sources by Eligibility



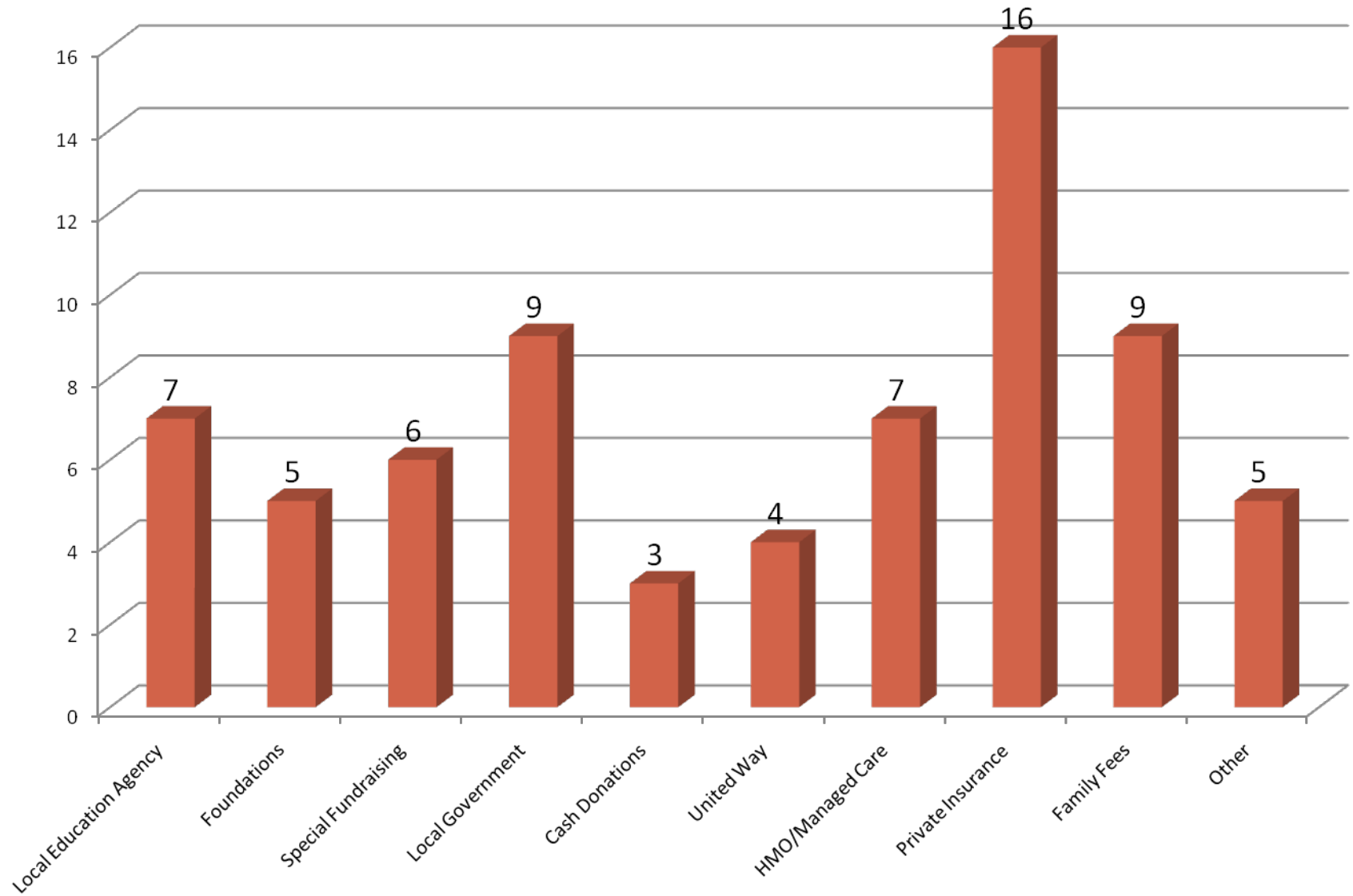
Federal Funds Utilized



State Funds Utilized



Local Funds Utilized



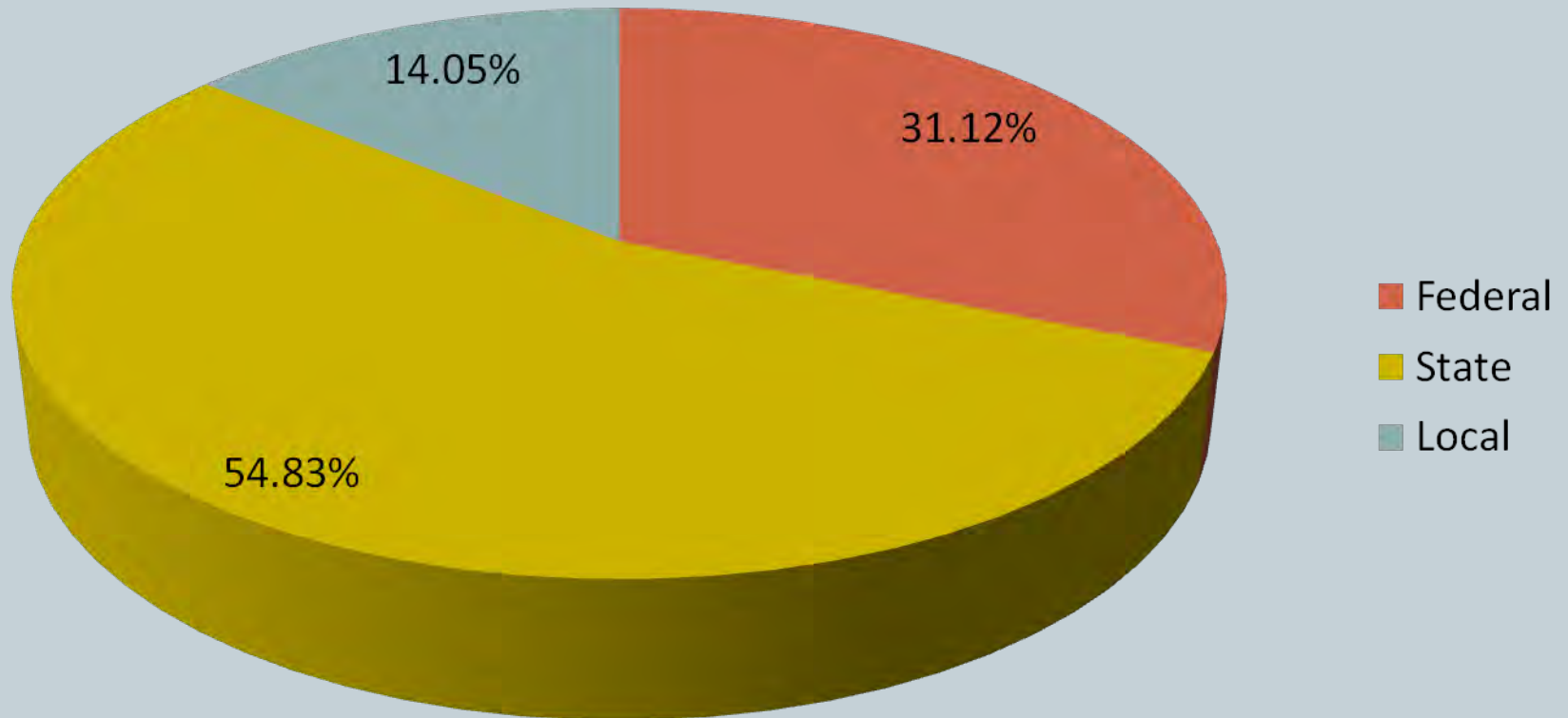
Infrastructure Fund Sources

Infrastructure	Federal	State	Local	Total
State Personnel	5	9	1	15
State Personnel	5	10	9	24
SICC	3	5	1	9
Child Find Public Awareness	12	7	9	28
Eligibility Determination	9	10	9	28
Comprehensive System of Personnel Development	8	9	2	19
Monitoring	5	8	4	17
Data System	4	7	2	13
IFSP Development	8	8	9	25

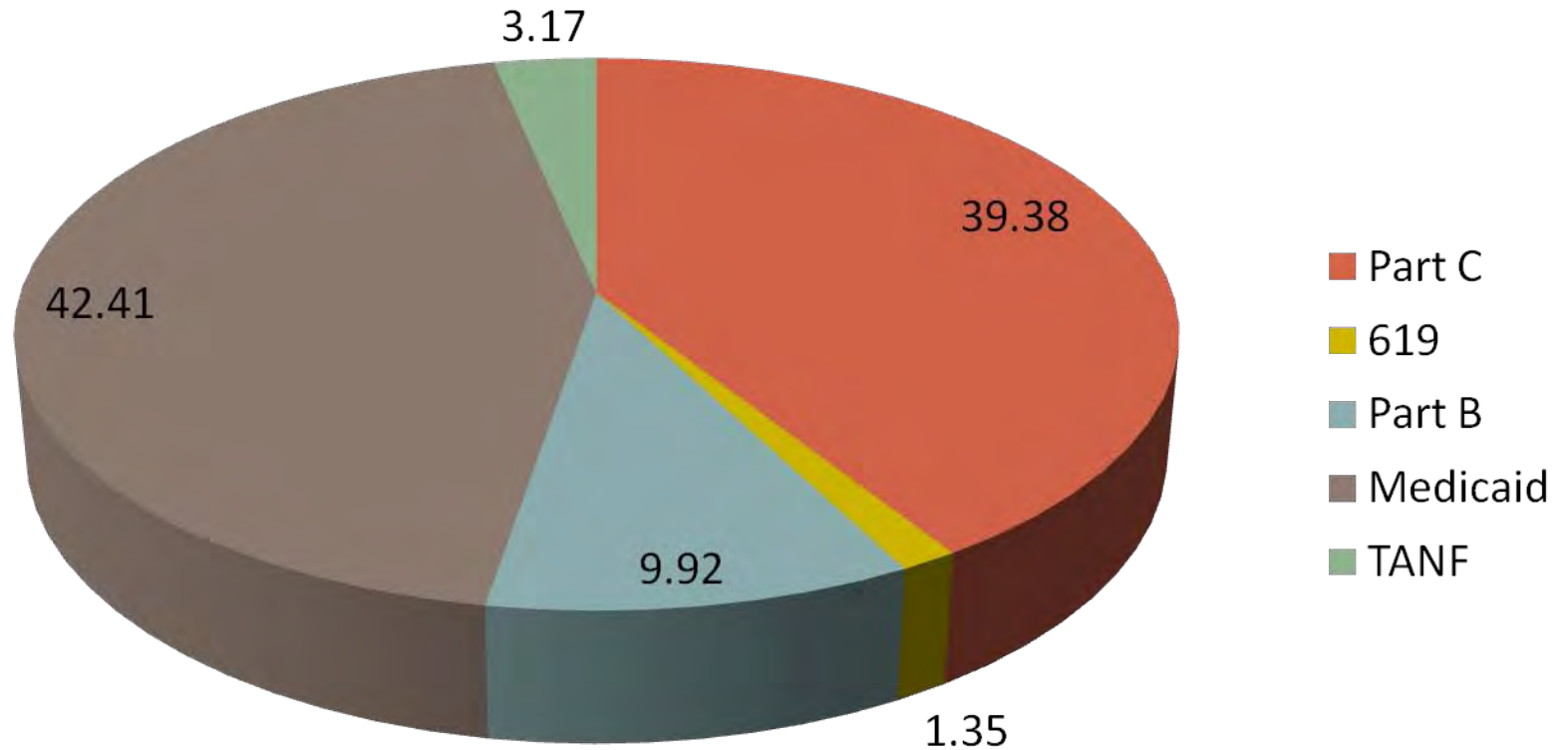
Direct Services Fund Sources

Direct Services	Federal	State	Local	Total
Assistive Technology	6	10	9	25
Audiology	7	9	9	25
Family Training and Counseling	8	11	9	28
Health	7	10	9	26
Medical	7	9	9	25
Nursing	8	11	9	28
Nutrition	7	9	9	25
Occupational Therapy	7	9	9	25
Physical Therapy	8	9	9	26
Psychological Services	7	10	9	26
Service Coordination	9	9	9	27
Special Instruction	9	9	9	27
Speech Language Pathology	7	9	9	25
Social Work	7	10	9	26
Transportation	7	9	9	25
Vision	7	10	9	26
Respite	5	8	9	22

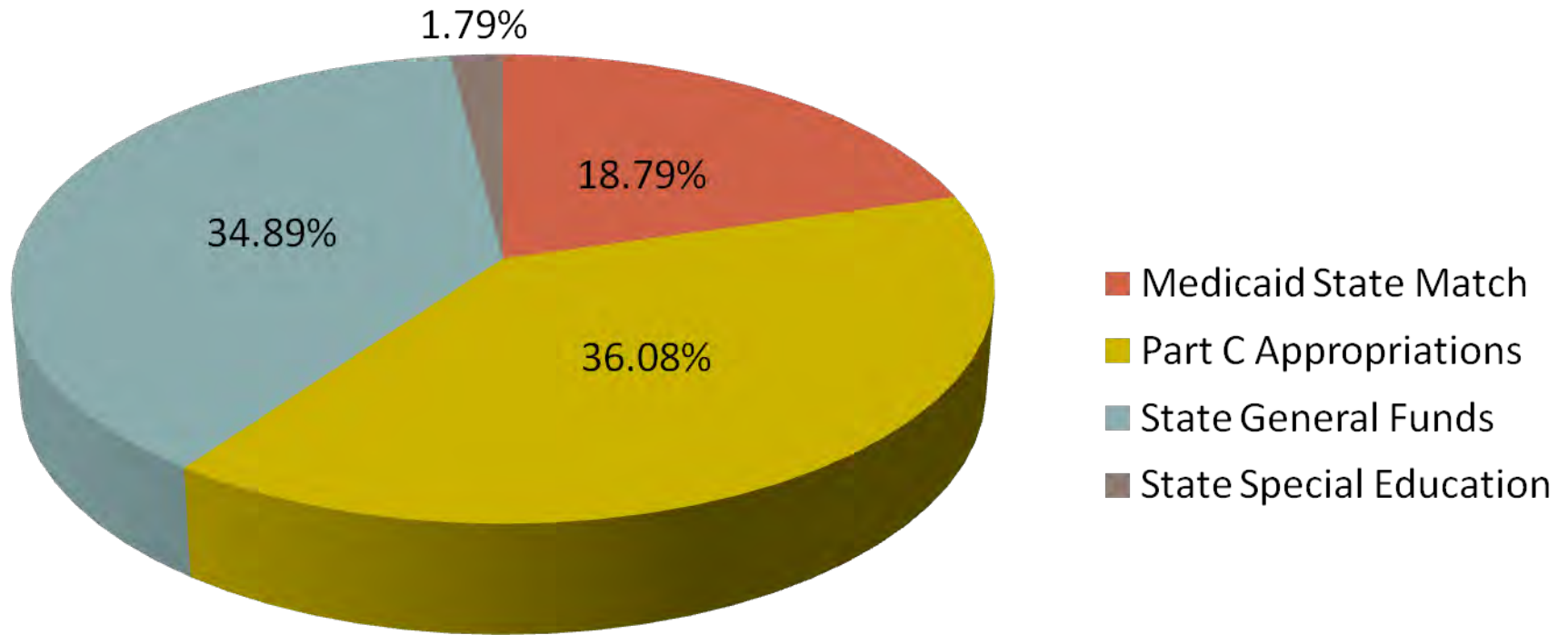
Funds Supporting Part C



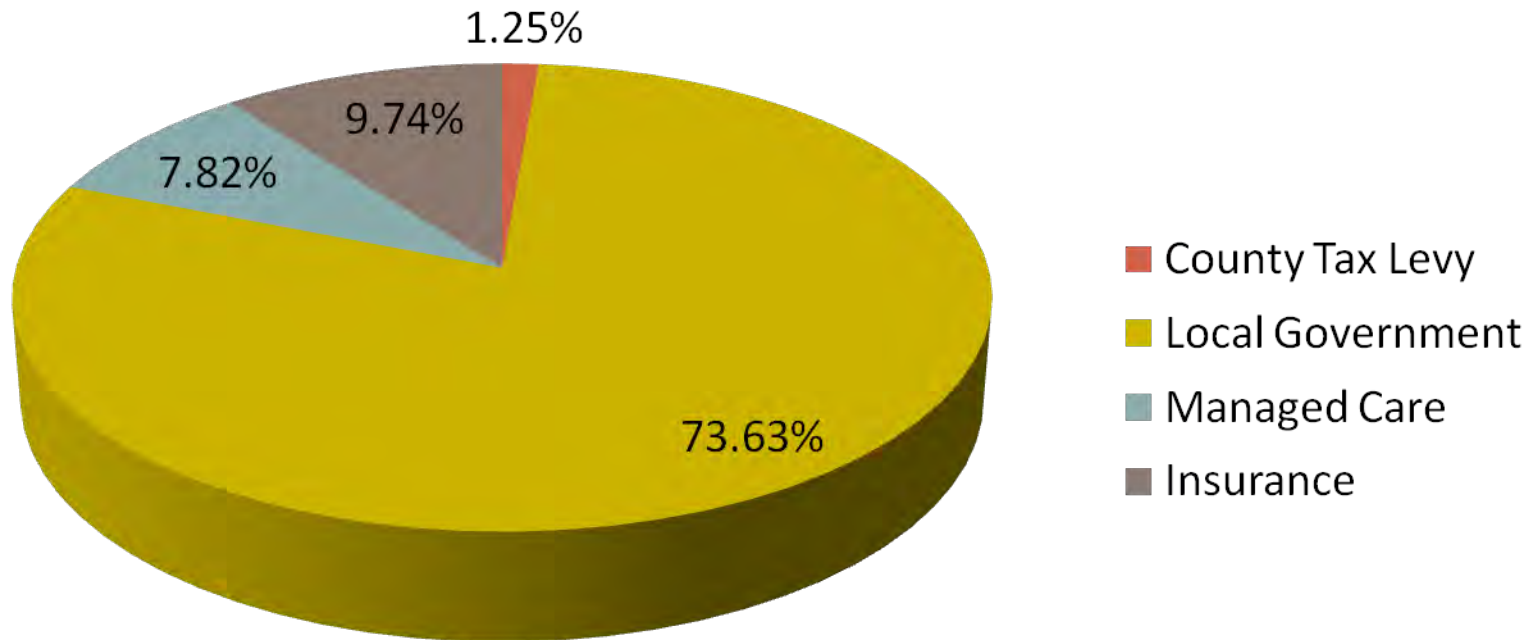
Percentage of Expenditure by Federal Fund Source (>1%)



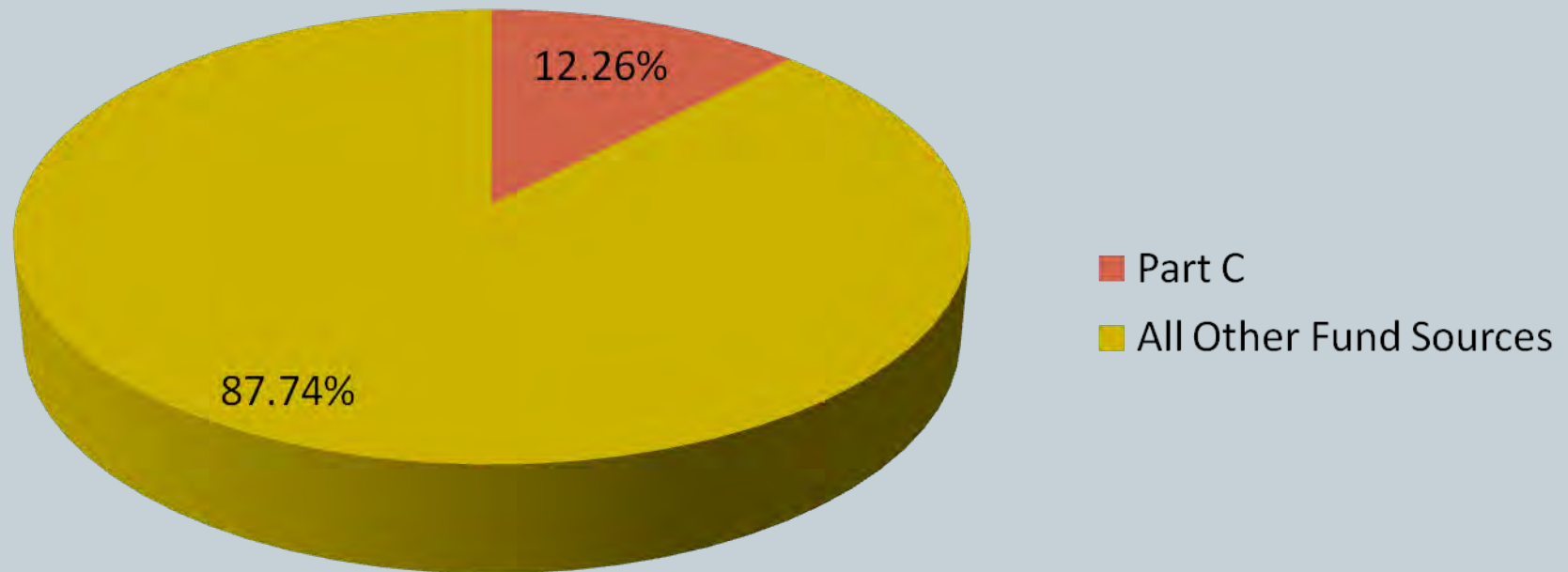
Percentage of Expenditures by State Source (>1%)



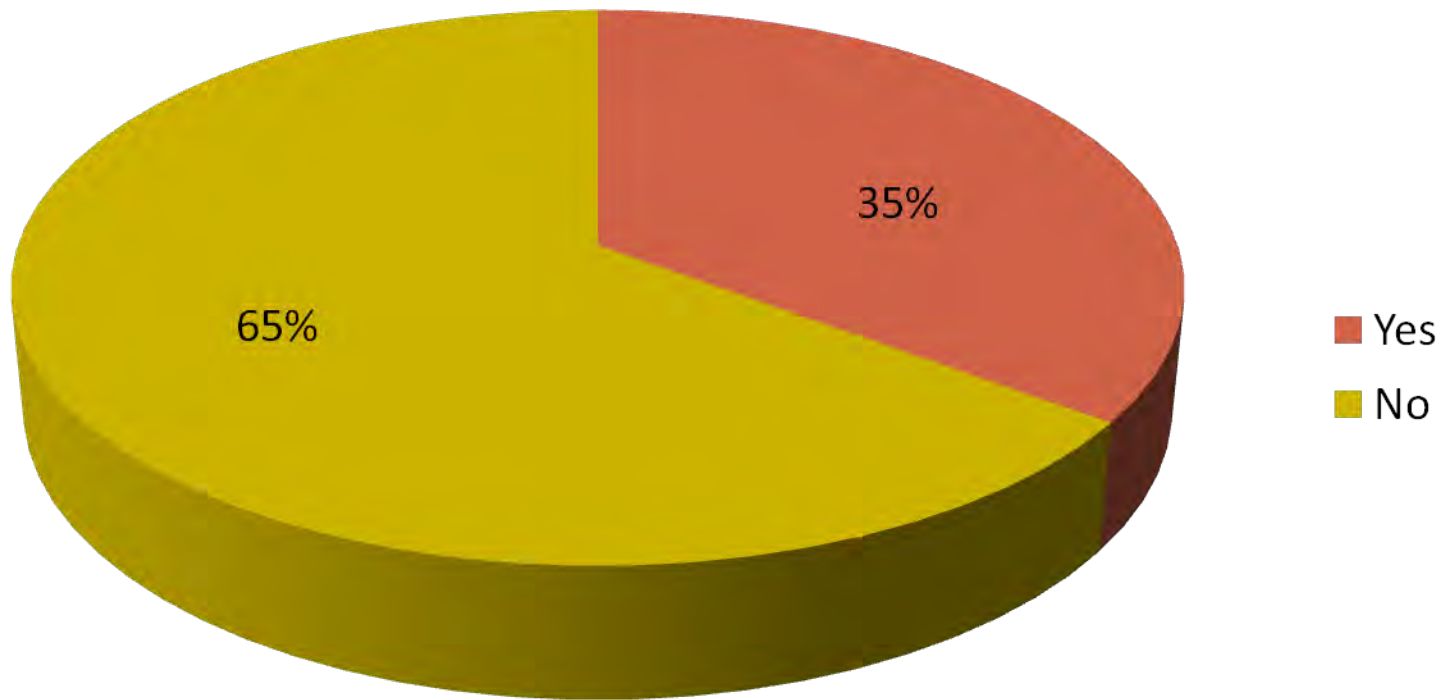
Percentage of Expenditures by Local Funds (>1%)



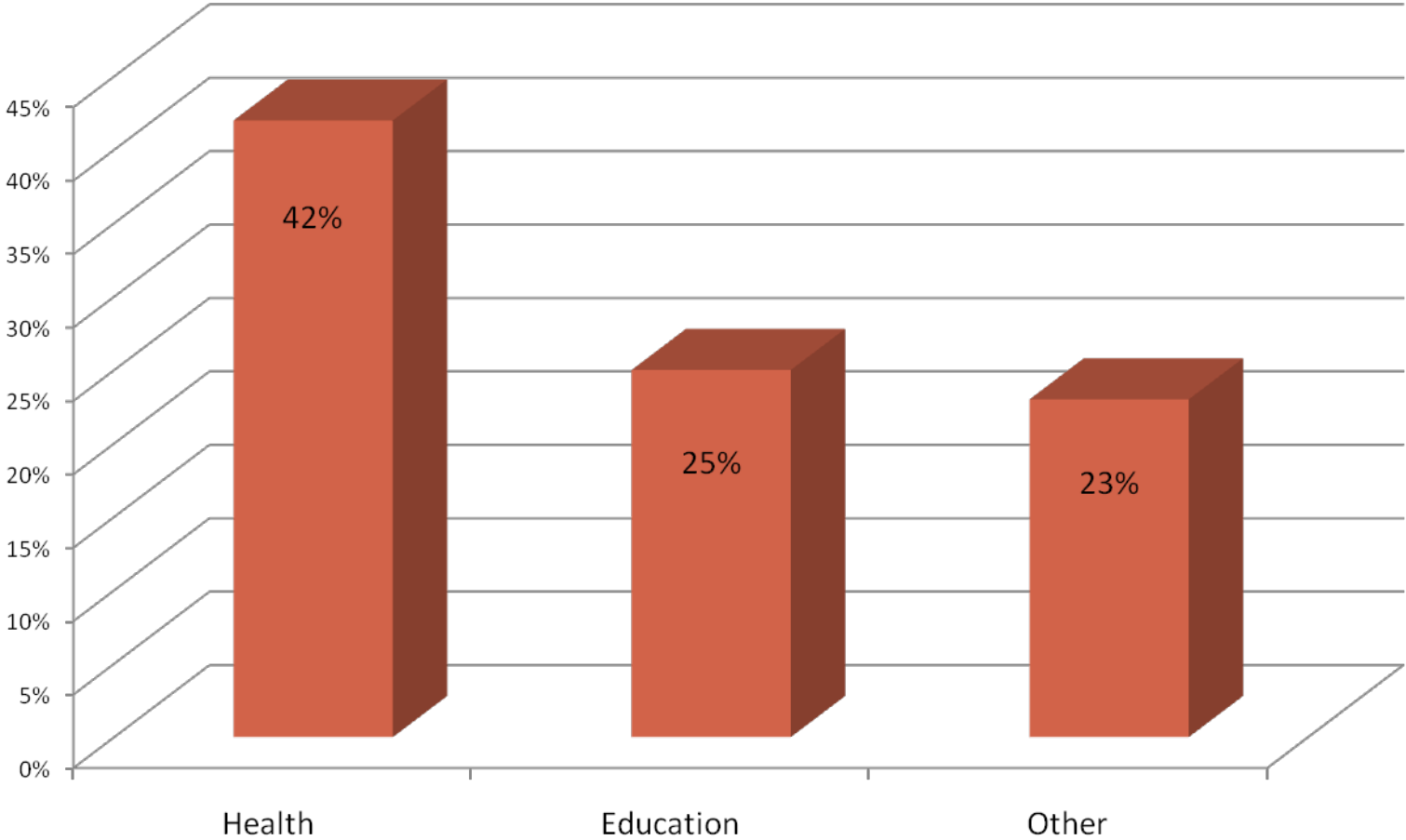
Part C Compared to All Other Fund Sources



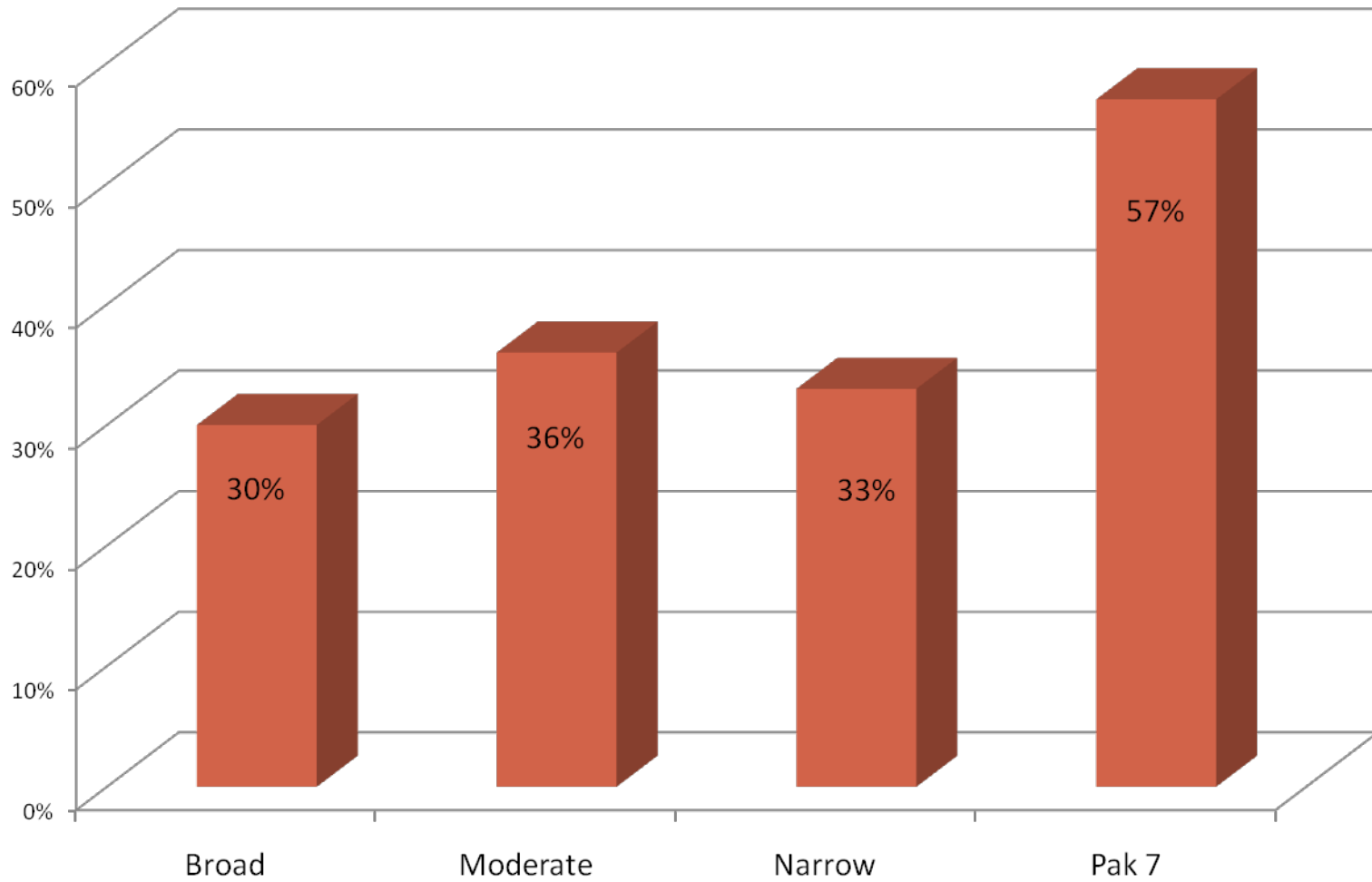
States Reporting a Deficit for Current Fiscal Year



Deficit by Lead Agency



Deficit by Eligibility





- Over \$3 billion dollars were identified as contributing to the Part C system.
- Federal Part C accounts for only 12.26% of the total system expenditures
- Only fifteen states were able to provide both fund sources and the actual expenditures by each source.
 - Thirty-six states reported they used Medicaid but only 24 could report expenditures
 - Sixteen states reported they used Private Insurance but only 11 could report expenditures
 - Six out of the nine states using family fees could report expenditures

Key Findings (continued)



Allocation Methodology





- Holding all states harmless
- Economic Fairness
- Encouraging child/family growth
- Transparency of Process
- Building Sustainability
- Increase funding predictability/stability



- For any fiscal year for which the authorization exceeds \$500,000,000, the Secretary shall reserve a percentage of the remaining appropriated amount starting at 3% and increasing annually until reaching a cap at 6% to provide grants to states that have exceeded the national average of percent of children served.



- Using the most recent available December 1 (Birth to Three) child count, a grant to each state in an amount that is divided by the following:
 - 50% to be divided equally by states whose child count exceeds the national average of percentage served; and
 - 50% to be divided equally by states whose child count exceeds the national average by at least 1%.
 - States will only be considered for a single category.



- Using the most recent available December 1 child count, a grant to each state in an amount that is divided by the following:
 - 50% to be divided by the total child count of states whose child count exceeds the national average of percentage served; and
 - 50% to be divided by the total child count of states whose child count exceeds the national average by at least 1%
- States will only be considered for a single category.



- No change in the current allocation methodology as identified in 303.200:

“For each fiscal year, from the aggregate amount of funds available under this part for distribution to the States, the Secretary allots to each State an amount that bears the same ratio to the aggregate amount as the number of infants and toddlers in the State bears to the number of infants and toddlers in all States.”

Member Discussion



Lunch Break



Be back by 1:00

Joint Session



619 COORDINATORS

ICC CHAIRS, STAFF, AND FAMILIES

ITCA MEMBERS

- Transition
 - FAQ
 - State Challenges and Opportunities
- Early Childhood Initiatives
 - Examples of Collaboration
 - Challenges and Opportunities for Part C and 619